

Plain Tile



Plain Tile Rustic

Fittings and accessories

Tile fittings:

- Tile-and-a-half tiles
- Eaves/tops tiles
- Cloaked verge tiles (LH & RH)
- External & internal angles (LH & RH)

Feature tiles - Club

Ridges:

- Half round
- Segmental

Mono ridges: - Half round

Hips:

- Bonnet
- Arris
- Half round
- Segmental

Valleys:

- Valley tiles
- Lead
- Fibreglass

See pages 26-29.

Roofing systems

Dry roof systems: - Ridge, Hip

Ventilation systems:

- Ridge
- Eaves
- Top abutment
- Tile vent
- Gas terminals

See pages 108-123.

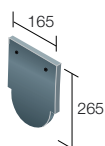
This versatile cross-cambered concrete tile is perfect for complex detailing and curved roof applications.

Tile fixing: Tiles must be securely fixed to resist wind uplift. Use our Fixing SPEC service by completing your details online or calling 0844 9395 999.



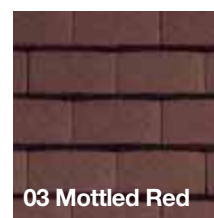
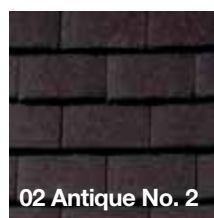
Technical data	Roof	Vertical
Minimum roof pitch	35°	75°
Headlap (minimum)	65 mm	38 mm
Batten spacing at max. gauge	100 mm	114 mm
Size of tile	265 x 165 mm	265 x 165 mm
Covering capacity at max. gauge	60.0 tiles per m ²	53.0 tiles per m ²
Cover width	165 mm	165 mm
Profile depth	13 mm	13 mm
Hanging length	245 mm	245 mm
Weight as laid	78.0 kg per m ²	68.9 kg per m ²
Weight per 1000	1.3 tonnes	1.3 tonnes
Weight per tile	1.3 kg	1.3 kg
Weight per pallet (inc. pallet)	1.0 tonnes	1.0 tonnes
Quantity per pallet	768	768
Battens per m ²	10 m	8.7 m
Batten size		
Up to 450 mm rafter centres	38 x 25 mm	38 x 25 mm
Up to 600 mm rafter centres	38 x 25 mm	38 x 25 mm
Nail size/type for tiles	38 x 3.35 mm aluminium clout head	
Nail size/type for tile clips	N/A	N/A
BRE Green Guide rating	A+	

Note: Unless otherwise stated, data is based on tiles laid at minimum headlap.

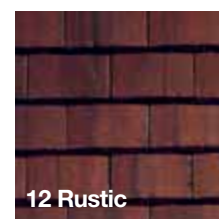
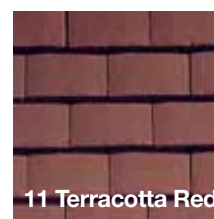

Feature Tile
Club pattern available.



Colours Sandfaced



Smoothfaced



▲ Lead times apply