

# Lindum



Lindum Rustic

## Fittings and accessories

**Ridges:** - Half round  
- Segmental

**Mono ridges:** - Half round

**Hips:** - Half round  
- Segmental

**Valleys:** - Lead  
- Fibreglass

**Clips:** - Tile, Eaves, Verge

## Roofing systems

**Dry roof systems:** - Ridge, Hip

**Ventilation systems:** - Ridge  
- Eaves  
- Top abutment  
- Tile vent  
- Gas terminals

An interlocking concrete tile which provides a classic low profile roof.


**Tile fixing:** Download zonal fixing table from [www.sandtoft.com](http://www.sandtoft.com). Alternatively, use our Fixing SPEC service by completing your details online or calling 0844 9395 999.

## Technical data

Minimum roof pitch	22.5° Smoothfaced 30° Sandfaced
Headlap (minimum)	75 mm
Headlap (maximum)	120 mm
Batten spacing at max. gauge	345 mm
Batten spacing at min. gauge	300 mm
Size of tile	420 x 334 mm
Covering capacity at max. gauge	9.7 tiles per m <sup>2</sup>
Cover width	300 mm
Profile depth	42 mm
Hanging length	401 mm
Weight as laid	46.6 kg per m <sup>2</sup>
Weight per 1000	4.8 tonnes
Weight per tile	4.8 kg
Weight per pallet (inc. pallet)	1.0 tonnes
Quantity per pallet	216
Battens per m <sup>2</sup>	2.91 m
Batten size	
Up to 450 mm rafter centres	38 x 25 mm
Up to 600 mm rafter centres	50 x 25 mm
Nail size/type for tiles	50 x 3.35 mm aluminium clout head
Nail size/type for tile clips	50 x 3.35 mm aluminium clout head
BRE Green Guide rating	A+

Note: Unless otherwise stated, data is based on tiles laid at minimum headlap.

## Colours Sandfaced




02 Antique No. 2




03 Mottled Red

## Smoothfaced



09 Light Grey



10 Brown



11 Terracotta Red



12 Rustic



14 Dark Grey

**Enquiries:** Contact Customer Support on 0844 9395 900 or visit our website at [www.sandtoft.com](http://www.sandtoft.com)

**Sandtoft** 